



**2019 Soft Seating**

# Index

<u>S319-05</u> .....	Page 1
<u>S319-06</u> .....	Page 2
<u>S319-07</u> .....	Page 3
<u>S618-05</u> .....	Page 4
<u>S618-07</u> .....	Page 5
<u>S658-05</u> .....	Page 6
<u>S658-07</u> .....	Page 7
<u>S606-05</u> .....	Page 8
<u>S606-06</u> .....	Page 9
<u>S606-07</u> .....	Page 10
<u>S670-05</u> .....	Page 11
<u>S670-06</u> .....	Page 12
<u>S672-05</u> .....	Page 13
<u>S775-05</u> .....	Page 14
<u>S775-06</u> .....	Page 15
<u>S775-07</u> .....	Page 16
<u>S779-05</u> .....	Page 17
<u>S779-06</u> .....	Page 18
<u>S779-07</u> .....	Page 19
<u>S874-05</u> .....	Page 20
<u>S874-07</u> .....	Page 21
<u>S878-05</u> .....	Page 22
<u>S878-07</u> .....	Page 23
<u>Finishes</u> .....	Page 24
<u>Care</u> .....	Page 25
<u>Warranty</u> .....	Page 26
<u>Seating Specs</u> .....	Page 27
<u>Room Scenes</u> .....	Page 28



# S319-05

Height: 37.5"

Width: 93"

Depth: 37.5"

Seat Height: 21.75"

Seat Depth: 21.75"

Arm Height: 25"

COM: 12.5 yds

Shown with optional pillows





# S319-06

Height: 37.5"

Width: 59"

Depth: 37.5"

Seat Height: 21.75"

Seat Depth: 21.75"

Arm Height: 25"

COM: 10 yds

Shown with optional pillows





# S319-07

Height: 37.5"

Width: 34"

Depth: 37.5"

Seat Height: 21.75"

Seat Depth: 21.75"

Arm Height: 25"

COM: 6.25 yds





# S618-05

Height: 36.5"

Width: 86.5"

Depth: 39"

Seat Height: 21"

Seat Depth: 23"

Arm Height: 25.5"

COM: 15 yds

Shown with optional pillows





# S618-07

Height: 36.5"

Width: 38.5"

Depth: 39"

Seat Height: 21"

Seat Depth: 23"

Arm Height: 25.5"

COM: 6.5 yds





# S658-05

Height: 34.5"

Width: 85"

Depth: 37"

Seat Height: 19.5"

Seat Depth: 21.5"

Arm Height: 24.5"

COM: 12.5 yds

Shown with optional pillows







## S658-07

Height: 34.5"

Width: 30"

Depth: 37"

Seat Height: 19.5"

Seat Depth: 21.5"

Arm Height: 24.5"

COM: 6 yds

Shown with optional metal legs





## S606-05

Height: 37.5"

Width: 72"

Depth: 38"

Seat Height: 21"

Seat Depth: 21.5"

Arm Height: 24"

COM: 12 yds





## S606-06

Height: 37.5"

Width: 55"

Depth: 38"

Seat Height: 21"

Seat Depth: 21.5"

Arm Height: 24"

COM: 10 yds





## S606-07

Height: 37.5"

Width: 32"

Depth: 38"

Seat Height: 21"

Seat Depth: 21.5"

Arm Height: 24"

COM: 6.75 yds





## S670-05

Height: 37"

Width: 79"

Depth: 33"

Seat Height: 20.5"

Seat Depth: 21.75"

Arm Height: 24.5"

COM: 11 yds

Shown with optional pillows





## S670-06

Height: 37"

Width: 59"

Depth: 33"

Seat Height: 20.5"

Seat Depth: 21.75"

Arm Height: 24.5"

COM: 9.25 yds

Shown with optional pillows





# S672-05

Height: 35"

Width: 75"

Depth: 33.5"

Seat Height: 20.5"

Seat Depth: 21"

Arm Height: 23.5"

COM: 11.25 yds

Shown with optional pillows





# S775-05

Height: 36"

Width: 86.5"

Depth: 36.5"

Seat Height: 20"

Seat Depth: 21.75"

Arm Height: 28.5"

COM: 12 yds

Shown with optional pillows







# S775-06

Height: 36"

Width: 62.5"

Depth: 36.5"

Seat Height: 20"

Seat Depth: 21.75"

Arm Height: 28.5"

COM: 9.5 yds

Shown with optional pillows





# S775-07

Height: 36"

Width: 44"

Depth: 36.5"

Seat Height: 20"

Seat Depth: 21.75"

Arm Height: 28.5"

COM: 7 yds

Shown with optional pillows





# S779-05

Height: 38"

Width: 82"

Depth: 37"

Seat Height: 20"

Seat Depth: 20"

Arm Height: 26.5"

COM: 13 yds

Shown with optional pillows





# S779-06

Height: 38"

Width: 58"

Depth: 37"

Seat Height: 20"

Seat Depth: 20"

Arm Height: 26.5"

COM: 10 yds

Shown with optional pillows





## S779-07

Height: 38"

Width: 35"

Depth: 37"

Seat Height: 20"

Seat Depth: 20"

Arm Height: 26.5"

COM: 7 yds





## S874-05

Height: 36"  
Width: 82"  
Depth: 33"  
Seat Height: 19"  
Seat Depth: 20.5"  
Arm Height: 25"  
COM: 14 yds



Also available as a loveseat:

## S874-06

Height: 36"    Seat Height: 19"  
Width: 65"    Seat Depth: 20.5"  
Depth: 33"    Arm Height: 25"  
COM: 10 yds



# S874-07

Height: 36"

Width: 33"

Depth: 33"

Seat Height: 19"

Seat Depth: 20.5"

Arm Height: 25"

COM: 6 yds





## S878-05

Height: 36"

Width: 82"

Depth: 33"

Seat Height: 19"

Seat Depth: 20.5"

Arm Height: 25"

COM: 14 yds



Also available as a loveseat:

## S878-06

Height: 36"

Width: 65"

Depth: 33"

Seat Height: 19"

Seat Depth: 20.5"

Arm Height: 25"





# S878-07

Height: 36"

Width: 33"

Depth: 33"

Seat Height: 19"


Seat Depth: 20.5"

Arm Height: 25"


COM: 6 yds




# Finishes



Amber



Biltmore




Brighton




Cafelle



Cocoballa




Columbian




Empire



Fonthill



Williamsburg



Windsor

# New Finishes



River Cherry



Studio Teak



Natural Ash



White Cypress



Macadamia Nut



# General Care for Upholstery

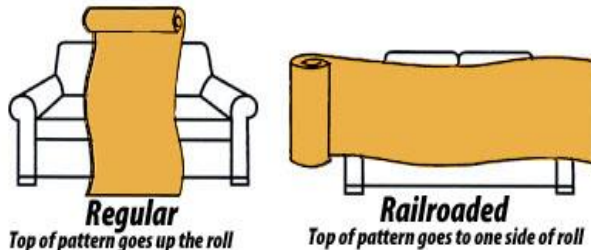
## **Standard Commercial Grade Fabrics**

- Periodic light vacuuming and imbedded particle removal helps maintain cover material.
- Loose cushions should be turned and fluffed to prevent excessive wear.
- Prompt blotting up of spills with a dry cloth provides best result.
- Ordinary dirt and stains should be removed with a mild soap or shampoo and water, finish by rinsing that area with water and blot it dry.
- For Crypton & Vinyl follow the steps outline above, but where a persistent stain exists fashion a paste of equal parts laundry detergent and water let sit for a minute or two, and then rinse with water and blot dry.

## **COM Information**

### **What is Railroaded?**

This feature allows reduction of seams and enables smoother furniture tailoring.



CSelect will use its best judgement in applying COM Fabric if specific instructions are not included with the order. We will not be responsible if the customer does not like the application of the fabric to the frame.



# General Warranty

## Disclaimers & Terms

### 24 Month Warranty

CSelect warrants its products to be free of defects in material and workmanship under normal use and service for a period of **twenty four months** from the date of invoice. During this time period, CSelect will repair or replace, at its discretion, any product that proves to be defective.

The products are sold only with such warranty as is expressly provided for in the preceding paragraph and no other warranties apply, expressed or implied. CSelect expressly excludes any warranty of merchantability or fitness for a particular purpose. CSelect shall not be responsible for incidental or consequential damages with respect to products sold hereunder.

### Warranty Disclaimers

The CSelect warranty does not apply to any item, which is damaged due to misuse, negligence, alteration, abuse, or accident.

### Warranty Service

In the event service is required under the CSelect warranty, please contact the following:

CSelect  
195 Clyde Prillaman  
Fieldale, VA 24089  
Phone: (276) 632-9107  
Fax: (276) 632-9138

### Freight Claims

CSelect's responsibilities for all merchandise ceases when the carrier receives shipments. **All shipments should be opened and inspected as soon as they are received.** If damage is found, the merchandise should be refused and returned to the carrier for repair or replacement at the carrier's expense. If concealed damage is found, the carrier should be telephoned to expedite a "Consignee Concealed Damage Claim Form", which is to be filed with the carrier.

### Additional Disclaimers

CSelect reserves the right to delete items or styles without notice. The line art, catalog photography and descriptions are based on construction techniques available at the time of publication. All dimensions listed are approximate and will vary due to the nature of wood. Standard industry variations for upholstery are +/- 1" with weight variation of 1 to 2 pounds. CSelect reserves the right to incorporate new methods and materials without prior notice. Warranty does not apply to cover fabric nor to the foam. CSelect also reserves the right to alter dimensions.

### Terms

50% deposit required with every order, balance due (30) thirty days from shipment of goods. Goods are made to order, no cancellations will be accepted. All orders subject to warehousing/storage charges if original requested ship date is altered by more than 30 days.



# Fully Upholstered Seating Specifications

## General Information

**Frame:** The frame construction consists of a combination of kiln dried hardwoods and hardwood plywood. Joint construction will consist of Butt Joints, Dado Joints and Dowel Joints, glued together with high-solids poly vinyl adhesive. Joints are reinforced with corner blocks and screws at critical stress areas. Corner blocks are also hardwood. Epoxy coated fasteners have a minimum penetration of 1 ¼" . ¾" CDX plywood may be used in non-stress areas. Legs are tapered solid hardwood attached to inner frame structure with hardened sheet metal screws.

**Seat Deck:** The seat deck support system consist of 8 ga. Regular loop sinuous wire springs. Springs are attached to the frame using insulated clips stapled closed. There are two rows of insulated tie wires attached to each spring using insulated clips. Each sofa and loveseat will have double springs next to the arm to insure even uniform support. Springs will be separated from the seat cushion using a triple overlay consisting of a polyester non-woven fabric over the springs, polyester fiber deck pad and polyester flex deck denim (expanded vinyl deck when moisture protection option is ordered).

**Seat Cushions:** Seat cushions are constructed with a 5 ½ - 1.8 pound density, 36 lb. Polyurethane core wrapped with a 1 ¼ oz Dacron with ticking. All "Bio-Flex" – (Earth Friendly) polyurethane filling materials are treated with flame retardant agents to meet Cal Technical Bulletin 117. Periodic reversing of cushions will insure uniform and even wear.

Ottoman cushions are constructed with 5" – 1.5 pound density 36 ILD polyurethane core wrapped with 1 ¼ oz. Dacron with ticking.

**Inner Back:** The inside back construction consists of 11 ga. Sinuous – arc springs attached to the frame using insulated clips stapled closed. One row of insulated tie wire attached to each spring using insulated clips insures uniform support for the back padding materials. The padding material consists of 4 ¼" thick 1.8 pound medium density polyurethane foam. There is a non-woven polyester fabric overlay between the spring and polyurethane foam. All polyurethane filling materials meet Cal Technical Bulletin 117.

**Arms:** The arms are wrapped and the front arms stump is padded with 1.1 pound medium density polyurethane. Outside arms and outside back are covered with heavy duty .085 ga cardboard. All outside surfaces of the furniture are padded with .5 oz. of polyester padding so that all frame members and inner surfaces exposed to the backside of the fabrics are covered.



# Custom







**195 Clyde Prillaman Street**  
**Fieldale, VA 24089**  
**(P) 276.632.9107 • (F) 276.632.9138**

**[www.cselect.net](http://www.cselect.net)**