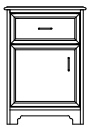



# ANCESTRY

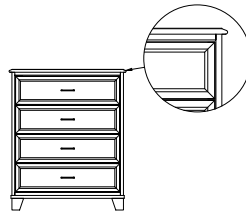
With Ancestry Collection the best from generation to generation is carried forward.



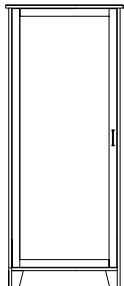
565-01 1 DOOR/1 DRAWER  
30"(H) x 21"(W) x 18"(D)



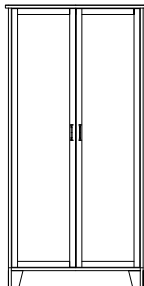
565-02 3 DRAWER  
30"(H) x 21"(W) x 18"(D)



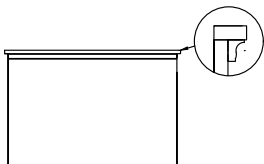
565-04 CHEST  
36"(H) x 30"(W) x 20"(D)



565-05 SINGLE WARDROBE  
74"(H) x 25"(W) x 24"(D)



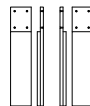
565-06 DOUBLE WARDROBE  
74"(H) x 36"(W) x 24"(D)



565-03H HEADBOARD  
24"(H) x 39"(W) x 2"(D)



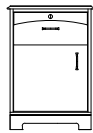
565-03F FOOTBOARD  
15"(H) x 36"(W) x 2"(D)  
*Priced with headboard*



565-03HLK LEG KIT

# EPOCH

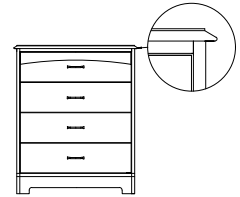
Tomorrow meets timeless. Modern look maintaining a thread back to classic lines.



910-01 1 DOOR/1 DRAWER  
30"(H) x 21"(W) x 18"(D)



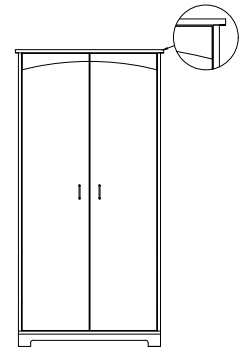
910-02 3 DRAWER  
30"(H) x 21"(W) x 18"(D)



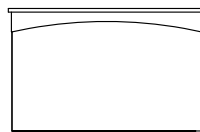
910-04 CHEST  
36"(H) x 30"(W) x 20"(D)




910-05 SINGLE WARDROBE  
74"(H) x 25"(W) x 24"(D)



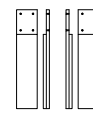
910-06 DOUBLE WARDROBE  
74"(H) x 36"(W) x 24"(D)



910-03H HEADBOARD  
24"(H) x 39"(W) x 2"(D)



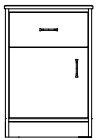
910-03F FOOTBOARD  
15"(H) x 36"(W) x 2"(D)  
*Priced with headboard*



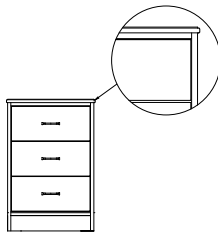
910-03HLK LEG KIT

# INSPIRATION


This transitional collection highlights simplicity, melding subdued tones and a wistful spirit.




276-01      1 DOOR/1 DRAWER  
30"(H) x 21"(W) x 18"(D)



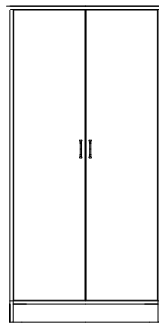
276-02      3 DRAWER  
30"(H) x 21"(W) x 18"(D)



276-04      CHEST  
36"(H) x 30"(W) x 20"(D)



276-05      SINGLE WARDROBE  
74"(H) x 25"(W) x 24"(D)



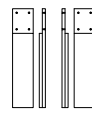
276-06      DOUBLE WARDROBE  
74"(H) x 36"(W) x 24"(D)



276-03H      HEADBOARD  
24"(H) x 39"(W) x 2"(D)



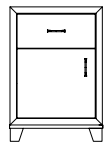
276-03F      FOOTBOARD  
15"(H) x 36"(W) x 2"(D)  
*Priced with headboard*



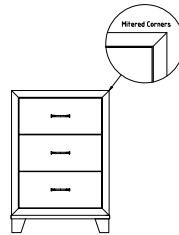
276-03HLK      LEG KIT

# RAYA


A sophisticated American crafted case with mitered solid maple face frames.



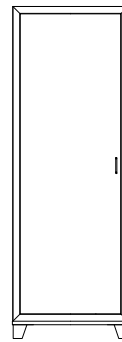
**603-01** 1 DOOR/1 DRAWER  
30"(H) x 21"(W) x 18"(D)



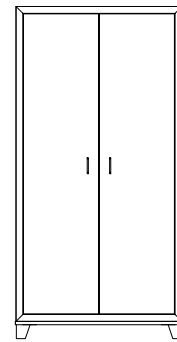
**603-02** 3 DRAWER  
30"(H) x 21"(W) x 18"(D)




**603-04** CHEST  
36"(H) x 30"(W) x 20"(D)



**603-05** SINGLE WARDROBE  
74"(H) x 25"(W) x 24"(D)



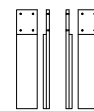
**603-06** DOUBLE WARDROBE  
74"(H) x 36"(W) x 24"(D)



**910-03H** HEADBOARD  
24"(H) x 39"(W) x 2"(D)



**910-03F** FOOTBOARD  
15"(H) x 36"(W) x 2"(D)  
*Priced with headboard*



**910-03HLK** LEG KIT

## LEG OPTIONS

Leg A



Leg B



Leg C



Leg D



## HARDWARE OPTIONS

Hardware 1



Hardware 4



Hardware 2



Hardware 5



Hardware 3



*Various finishes available.*

## WOOD LAMINATE FINISHES



Amber



Biltmore



Brighton



Cafelle



Cocoballa



Columbian



Empire



Fonthill



Williamsburg



Windsor



River Cherry



Studio Teak



Natural Ash




White Cypress




Macadamia Nut


## 3-D LAMINATE FINISHES




Hudson Cherry



Canella Rustic




Tuscani Elme




Campania Elme




Winter Fun




Casting at First Light




Honey Maple



WA Wild Cherry



Shaker Cherry



Jubilee Cherry

3-D Laminate, also known as rigid thermofoil (RTF) is a thermoformed decorative surface that can be membrane pressed or vacuum-formed to contour surfaces without requiring edge treatments.

## SPECIFICATIONS

- HPL tops with solid lumber banded perimeter
- Maple veneers and solids stained to match HPL
- Cases are hand pushed into finish area and are stained/sealed/sanded and top coated while on the floor. Each piece, therefore, gets the individual attention it requires.
- Sealed or banded edges all around
- Vented back panels
- Fixed bale decorative pulls
- Rounded edges throughout
- Positive stop drawer glides
- Custom sizes and materials are an option please call to discuss

## ADDITIONAL OPTIONS

- Drawer Lock
- Casters
- Pull out tray
- Towel bar
- Headboard leg kit
- Drawer insert
- Custom inline 3-D laminate construction